

How to View Your Financial Aid Offer Letter

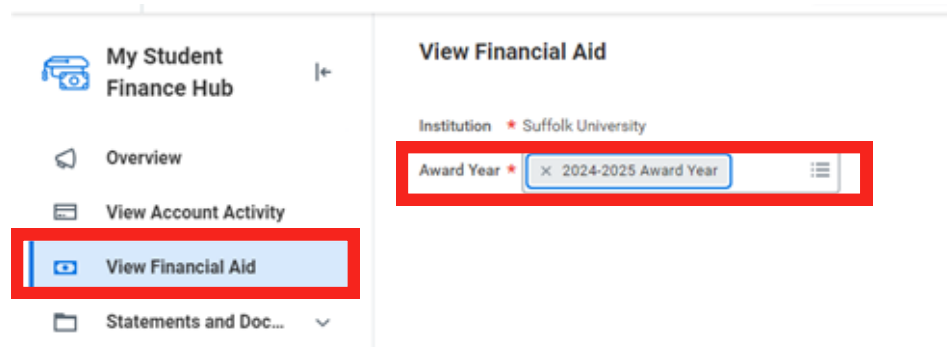
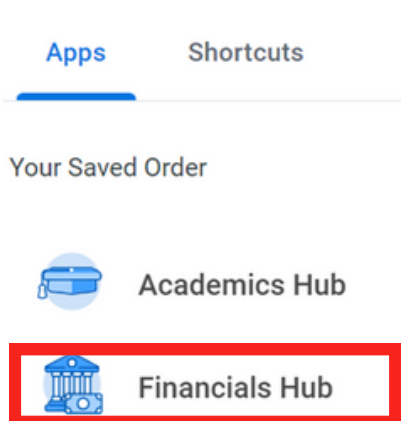


The financial aid offer is designed to assist you with financial planning and is **not** a tuition bill. Tuition bills based on your actual enrollment are sent by Student Account Services prior to the start of each term.

Start by logging into your Workday Student portal

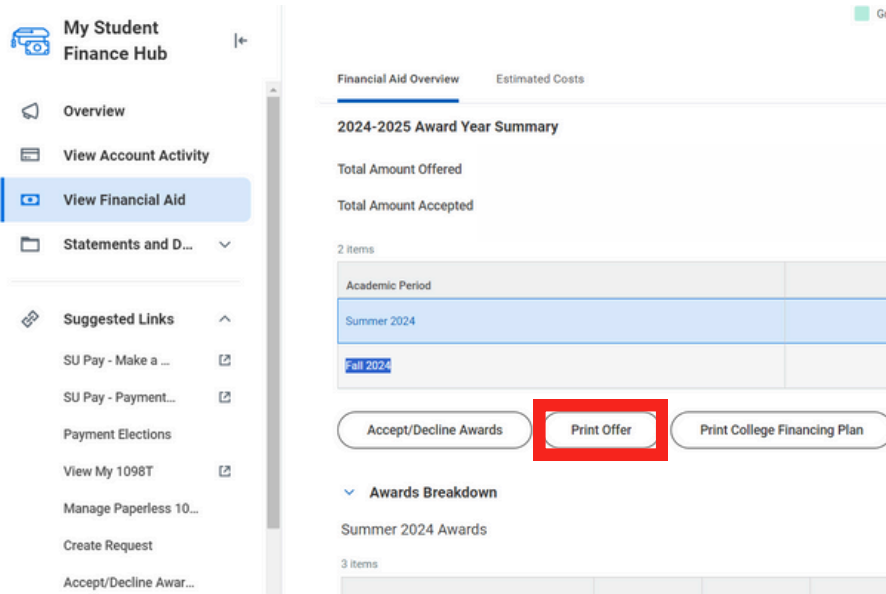
➡ Go to your **Financials Hub** ➡ Select **View Financial Aid** then search for the current Award Year

Menu



Scroll down to the **Financial Aid Overview** to view your **Award Year Summary**

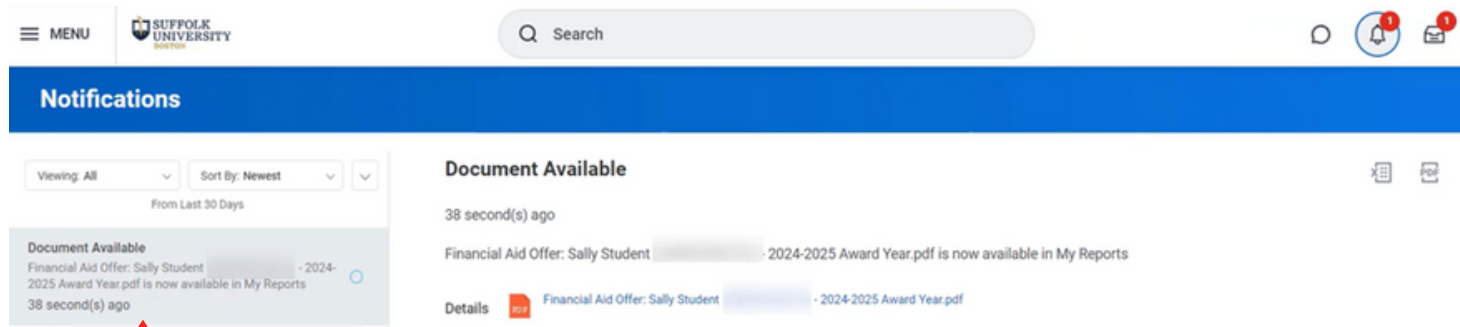
➡ You can view/print a PDF of your Financial Aid Offer Letter by selecting **Print Offer**



➡ Once you select Print Offer a notification will appear a few moments later on the top right corner of the page



➡ Next to **Details** click on the **Financial Aid Offer PDF**



This will open your Financial Aid Offer. You can then save or print the letter to your device

