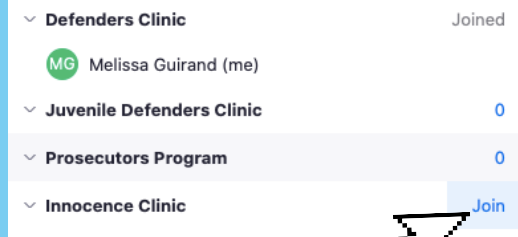


CLINICAL & EXPERIENTIAL PROGRAMS OPEN HOUSE

Tips for navigating Breakout Rooms

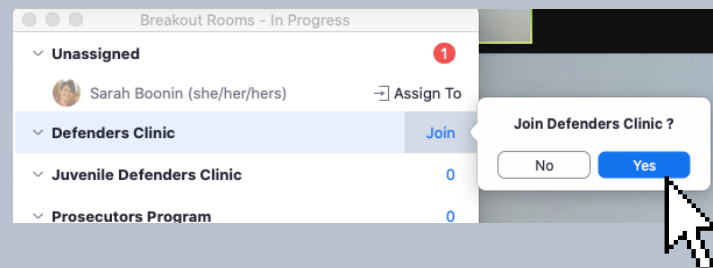
WANT TO JOIN A BREAKOUT ROOM?

Select "Join" to join the breakout room of your choice



A screenshot of a breakout room selection interface. It shows a list of rooms with their status and a 'Join' button for the 'Innocence Clinic' room. A mouse cursor is pointing at the 'Join' button.

Room Name	Status
Defenders Clinic	Joined
Juvenile Defenders Clinic	0
Prosecutors Program	0
Innocence Clinic	Join



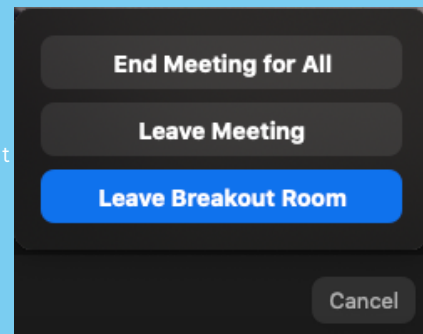
A screenshot of a breakout room selection interface. A confirmation dialog box is overlaid on top, asking 'Join Defenders Clinic?' with 'No' and 'Yes' buttons. A mouse cursor is pointing at the 'Yes' button.

Room Name	Status
Unassigned	1
Defenders Clinic	Join
Juvenile Defenders Clinic	0
Prosecutors Program	0

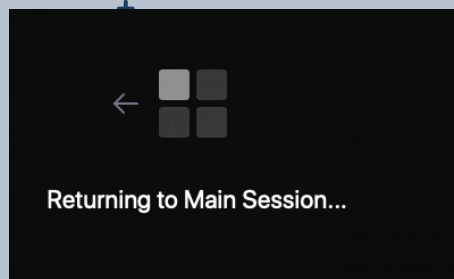
CLICK YES TO ENTER

DO YOU HAVE ANY QUESTIONS?

To leave a Breakout room, click leave at the bottom right hand corner. This window will pop up and allow you to Return to the Main Room



A screenshot of a meeting control interface. It shows four buttons: 'End Meeting for All', 'Leave Meeting', 'Leave Breakout Room', and 'Cancel'. The 'Leave Breakout Room' button is highlighted in blue.



A screenshot of a dialog box with a back arrow and a grid icon. The text reads 'Returning to Main Session...'.

RETURN TO THE MAIN MENU TO ASK QUESTIONS